

INTRO TO RESEARCH

- **THE DO'S AND DON'TS**


DO

● Use Credible Sources


- This does not include Wikipedia or Blogs
- This DOES include **most** sites that end with .org or .edu
- It's probably credible if it's a publication that you've heard of, such as The New York Times.
- When in doubt, **ASK!!**

● Cite your sources

- Citing sources is a way of telling your reader that you got the info somewhere other than from your own brain.
- You will be PARAPHRASING the information for this research, NOT copying word for word from a source.
- Be sure to put the name of your source in (PARENTHESIS) at the end of each paragraph.
- Also, include a citation for EACH SOURCE at the end of your research




DON'T



- Do not answer the question(s) in incomplete sentences.
- Do not restate exactly what you read. Instead, take the information and put it **in your own words** as if you were going to explain the information to someone without being able to look at the source.
- Do not spend too much time combing through website after website looking for the answers. You should be able to locate the info easily by searching in google.
- Do not sit at your desk and not make progress. **ASK FOR HELP!!!**

5 MUSTS

-
- You must write **at least** a paragraph (3-5 sentences) for **EACH** question.
 - You must get your information from **credible sources**.
 - You must create a **citation** for EACH source that you get information from. (* USE easybib.com)
 - You must **paraphrase (put in your own words)** the information that you find on the website(s). **DO NOT COPY WORD FOR WORD! No copying and pasting!!** 
 - You must **organize** your information in a way that is logical and makes sense.

Citations Explained

A parenthetical citation will go at the end of the section of writing where you are using information from that cite. It should be the author's last name, or the name of the publication or website if no author is given.

EXAMPLE: Here is some Holocaust information. (Google)

The "works cited" citation will include all of the information entered into easybib. You will write the citations for all of your sources at the END of your article. This is different from the parenthetical citation.

EXAMPLE: "Google." *Google*. N.p., n.d. Web. 06 Jan. 2016.